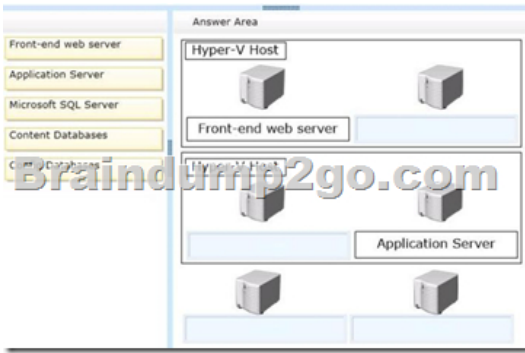


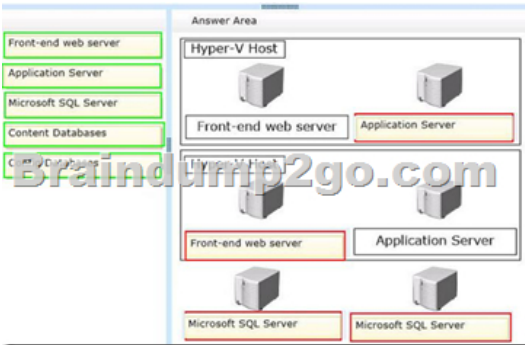
[100% RealDownload 70-332 Dumps PDF and VCE 180q&as(Aug.2016)from
Braindump2go[NQ81-NQ90

2016/08 Microsoft Official News - 70-332: Microsoft Advanced Solutions of Microsoft SharePoint Server 2013 Exam Questions New Updated Today! ---- 100% Exam Pass! 100% Real Exam Questions! 1.|2016/08 Latest 70-332 PDF & 70-332 VCE 180Q&As Instant Download: <http://www.braindump2go.com/70-332.html> 2.|2016/08 New 70-332 Exam Questions: <https://drive.google.com/folderview?id=0B75b5xYLjSSNfmlQaFozc3hkdGdubXBPa2dvcmljbEJQMVoVzQ4cThIbWJUOVNNnE5Qjg&usp=sharing> NEW QUESTION 81 - NEW QUESTION 90: QUESTION 81 You need to provision a SharePoint environment for MyTailspin.TailspinToys.com. What should you do? A. Create a web application and a site collection using the My Site Host template.B. Create a web application, a site collection using the My Site Host template, and site collections for each user.C. Configure the User Profile Synchronization service to perform a full import of AD DS user profiles.D. Configure the User Profile Synchronization service to set up a My Sites site collection. Answer: A QUESTION 82 Drag and Drop Question You need to design the architecture of the farm. What should you do? (To answer, drag the appropriate terms to the correct location or locations in the answer area. Each term may be used once, more than once, or not at all. You may need to drag the split bar between panes or scroll to view content.)

Answer Area



Answer:



Explanation:* From scenario:/ The farm must be made fault tolerant by using virtualization./ The farm must include two front-end web servers./ All content must remain available to users if one of the front-end web servers becomes unavailable. (not put them on the same Hyper-V host) / Page requests must be distributed equally across the front-end web servers. / All customer, order, and product information will be stored in tables in a Microsoft SQL Server database.Need to use Microsoft SQL Server. QUESTION 83 You need to configure the BCS model to access data. What should you do? A. Import the BCS model and enter the required account by using the Set Object Permissions command.B. Create an external content type and enter the target application ID in the Secure Store Application ID field.C. Create an external content type and choose the Connect with user's identity option.D. Create an external content type and choose the Connect with impersonated custom identity option. Enter the target application friendly name of the Secure Store target application. Answer: B Case Study: 2 - World Wide Importers (QUESTION 84 - QUESTION 90) BackgroundGeneral BackgroundWide World Importers plans to upgrade from SharePoint 2010 to SharePoint 2013 to take advantage of additional business intelligence (BI) services, including PerformancePoint Services, PowerPivot for Excel, and SQL Server Reporting Services 2012 (SSRS). All users are members of an Active Directory Domain Services (AD DS) domain.Technical BackgroundThe current environment integrates with a stand-alone instance of Microsoft SQL Server 2008 R2 Analysis Services (SSAS). Wide World Importers has acquired SQL Server 2012 licenses for the purpose of upgrading all the SQL Server instances to SQL Server 2012.Business RequirementsThe SharePoint 2013 environment and supporting back-end servers that run SQL Server

must be highly available and redundant in the case of unplanned downtime or a disaster. Technical Environment SharePoint 2013

Production Farm TopologyThe SharePoint 2013 production farm topology consists of the servers listed in the following table.

Server Name
PROD-APP-01
PROD-APP-02
PROD-APP-03
PROD-APP-04
PROD-APP-05
PROD-APP-06
PROD-APP-07
PROD-APP-08
PROD-APP-09
PROD-APP-10
PROD-APP-11
PROD-APP-12
PROD-APP-13
PROD-APP-14
PROD-APP-15
PROD-APP-16
PROD-APP-17
PROD-APP-18
PROD-APP-19
PROD-APP-20
PROD-APP-21
PROD-APP-22
PROD-APP-23
PROD-APP-24
PROD-APP-25
PROD-APP-26
PROD-APP-27
PROD-APP-28
PROD-APP-29
PROD-APP-30
PROD-APP-31
PROD-APP-32
PROD-APP-33
PROD-APP-34
PROD-APP-35
PROD-APP-36
PROD-APP-37
PROD-APP-38
PROD-APP-39
PROD-APP-40
PROD-APP-41
PROD-APP-42
PROD-APP-43
PROD-APP-44
PROD-APP-45
PROD-APP-46
PROD-APP-47
PROD-APP-48
PROD-APP-49
PROD-APP-50
PROD-APP-51
PROD-APP-52
PROD-APP-53
PROD-APP-54
PROD-APP-55
PROD-APP-56
PROD-APP-57
PROD-APP-58
PROD-APP-59
PROD-APP-60
PROD-APP-61
PROD-APP-62
PROD-APP-63
PROD-APP-64
PROD-APP-65
PROD-APP-66
PROD-APP-67
PROD-APP-68
PROD-APP-69
PROD-APP-70
PROD-APP-71
PROD-APP-72
PROD-APP-73
PROD-APP-74
PROD-APP-75
PROD-APP-76
PROD-APP-77
PROD-APP-78
PROD-APP-79
PROD-APP-80
PROD-APP-81
PROD-APP-82
PROD-APP-83
PROD-APP-84
PROD-APP-85
PROD-APP-86
PROD-APP-87
PROD-APP-88
PROD-APP-89
PROD-APP-90
PROD-APP-91
PROD-APP-92
PROD-APP-93
PROD-APP-94
PROD-APP-95
PROD-APP-96
PROD-APP-97
PROD-APP-98
PROD-APP-99
PROD-APP-100
PROD-APP-101
PROD-APP-102
PROD-APP-103
PROD-APP-104
PROD-APP-105
PROD-APP-106
PROD-APP-107
PROD-APP-108
PROD-APP-109
PROD-APP-110
PROD-APP-111
PROD-APP-112
PROD-APP-113
PROD-APP-114
PROD-APP-115
PROD-APP-116
PROD-APP-117
PROD-APP-118
PROD-APP-119
PROD-APP-120
PROD-APP-121
PROD-APP-122
PROD-APP-123
PROD-APP-124
PROD-APP-125
PROD-APP-126
PROD-APP-127
PROD-APP-128
PROD-APP-129
PROD-APP-130
PROD-APP-131
PROD-APP-132
PROD-APP-133
PROD-APP-134
PROD-APP-135
PROD-APP-136
PROD-APP-137
PROD-APP-138
PROD-APP-139
PROD-APP-140
PROD-APP-141
PROD-APP-142
PROD-APP-143
PROD-APP-144
PROD-APP-145
PROD-APP-146
PROD-APP-147
PROD-APP-148
PROD-APP-149
PROD-APP-150
PROD-APP-151
PROD-APP-152
PROD-APP-153
PROD-APP-154
PROD-APP-155
PROD-APP-156
PROD-APP-157
PROD-APP-158
PROD-APP-159
PROD-APP-160
PROD-APP-161
PROD-APP-162
PROD-APP-163
PROD-APP-164
PROD-APP-165
PROD-APP-166
PROD-APP-167
PROD-APP-168
PROD-APP-169
PROD-APP-170
PROD-APP-171
PROD-APP-172
PROD-APP-173
PROD-APP-174
PROD-APP-175
PROD-APP-176
PROD-APP-177
PROD-APP-178
PROD-APP-179
PROD-APP-180
PROD-APP-181
PROD-APP-182
PROD-APP-183
PROD-APP-184
PROD-APP-185
PROD-APP-186
PROD-APP-187
PROD-APP-188
PROD-APP-189
PROD-APP-190
PROD-APP-191
PROD-APP-192
PROD-APP-193
PROD-APP-194
PROD-APP-195
PROD-APP-196
PROD-APP-197
PROD-APP-198
PROD-APP-199
PROD-APP-200
PROD-APP-201
PROD-APP-202
PROD-APP-203
PROD-APP-204
PROD-APP-205
PROD-APP-206
PROD-APP-207
PROD-APP-208
PROD-APP-209
PROD-APP-210
PROD-APP-211
PROD-APP-212
PROD-APP-213
PROD-APP-214
PROD-APP-215
PROD-APP-216
PROD-APP-217
PROD-APP-218
PROD-APP-219
PROD-APP-220
PROD-APP-221
PROD-APP-222
PROD-APP-223
PROD-APP-224
PROD-APP-225
PROD-APP-226
PROD-APP-227
PROD-APP-228
PROD-APP-229
PROD-APP-230
PROD-APP-231
PROD-APP-232
PROD-APP-233
PROD-APP-234
PROD-APP-235
PROD-APP-236
PROD-APP-237
PROD-APP-238
PROD-APP-239
PROD-APP-240
PROD-APP-241
PROD-APP-242
PROD-APP-243
PROD-APP-244
PROD-APP-245
PROD-APP-246
PROD-APP-247
PROD-APP-248
PROD-APP-249
PROD-APP-250
PROD-APP-251
PROD-APP-252
PROD-APP-253
PROD-APP-254
PROD-APP-255
PROD-APP-256
PROD-APP-257
PROD-APP-258
PROD-APP-259
PROD-APP-260
PROD-APP-261

The Wide World Importers SharePoint 2013 environment has the following characteristics:- A hardware load-balancer is configured to balance traffic between PROD-WEB-01 and PROD-WEB-02.- SSRS is installed on PROD-APP-01 in SharePoint integrated mode.- SSRS report databases are stored on PROD-DB-01.- A site collection named Report Center has been created at <http://reports.wideworldimporters.com>.- All SharePoint content and configuration databases are stored on PROD-DB-01. - All site collections have been migrated to a single content database named WSS_Content.- A content database named WSS_TempContent has been restored to PROD-DB-01, but not attached to the SharePoint 2013 farm.- An AD DS domain user account named PPS_SVC has been created.SharePoint 2013 Disaster Recovery SiteThe SharePoint 2013 Disaster Recovery farm topology consists of the servers listed in the following table.

Server Name	Role
-------------	------

Server Name	Role
DR-APP-01	SharePoint Application server
DR-WEB-01	SharePoint front-end web server
DR-DB-01	SQL Server 2012, Enterprise Edition

Technical Requirements- Log shipping must be used to send transaction log backups to the instance of SQL Server that is running in the disaster recovery site. - Discrete sets of SharePoint content databases must be configured to automatically failover together. - An additional SQL Server 2012 Report Server must be added to the SharePoint 2013 environment. The server must be configured to use SharePoint integrated mode. - Additional SQL Server 2012 Report Servers must not be installed on machines that are running SharePoint as a front-end web server. - Site Collection administrators must not have the ability to upgrade site collections. - Site Collection upgrade jobs must be throttled to a maximum of five site collections at a time. - A daily backup schedule must be created to perform SQL Server backups of all SharePoint content and configuration databases. - The PPS_SVC AD DS user account must be used for the PerformancePoint service application. - Farm administrators must be able to recover content from WSS_TempContent without attaching the database to the farm. - All content databases within the production farm must be set to read-only when patching and upgrading the farm. - Farm administrators must be able to determine which sites were missed or skipped during the upgrade process and must be able to monitor any future upgrades.

QUESTION 84 You need to meet the content recovery requirements for the farm. What should you do?

A. Run the Windows PowerShell cmdlet Get-SPUnattachedContentDatabase -DatabaseName "WSS_TempContent"

B. Run the Windows PowerShell cmdlet Get-SPContentDatabase -ConnectAsUnattached -DatabaseName "SharePoint_Config"

C. Use the Recover data from an unattached content database option in Central Administration.

D. Use the Export a site or list option in Central Administration.

Answer: C

Explanation:

<https://technet.microsoft.com/en-us/library/hh269602.aspx#PS>The scenario specified that Farm admin must be able to recover content from WSS_TempContent without attaching the database to the farm.This can be done via both PowerShell and Central Admin. The correct syntax to do this via PowerShell is Get-SPContentDatabase -ConnectAsUnattachedDatabase -DatabaseName WSS_TempContent -DatabaseServer PROD-DB-01 QUESTION 85Drag and Drop QuestionYou need to meet the content access requirements during the upgrade process. What should you do? (To answer, drag the appropriate terms to the correct location or locations in the answer area. Each term may be used once, more than once, or not at all. You may need to drag the split bar between panes or scroll to view content.)

Answer Area

Availability

Central Administration

Content

Content and configuration

False

Recovery

SQL Server Management Studio

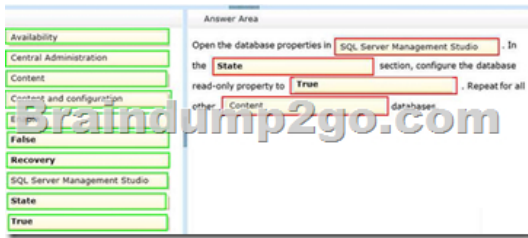
State

True

Answer Area

Open the database properties in . In the section, configure the database read-only property to . Repeat for all other databases.

Answer:



Explanation:Box 1: SQL Server Management StudioBox 2: StateBox 3: TrueBox 4: ContentNote:* From scenario:/ All content databases within the production farm must be set to read-only when patching and upgrading the farm.* SQL Server Management Studio (ssms) is a software application first launched with the Microsoft SQL Server 2005 that is used for configuring, managing, and administering all components within Microsoft SQL Server.* A farm is considered read-only if one of the following is true:All content databases are set to read-only.Service application databases are set to read-only.* To set content databases to read-only by using SQL Server Reference: Run a farm that uses read-only databases in SharePoint 2013 QUESTION 86Drag and Drop Question You need to meet the disaster recovery requirements. What should you do? (To answer, drag the appropriate terms to the correct location or locations in the answer area. Each term may be used once, more than once, or not at all. You may need to drag the split bar between panes or scroll to view content.)



Answer:

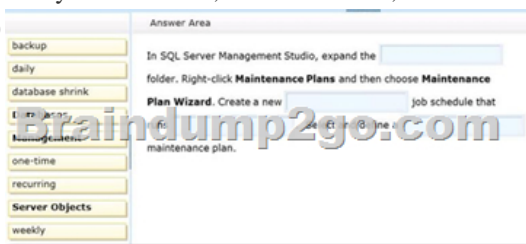


Explanation:Note:* From scenario:/ Log shipping must be used to send transaction log backups to the instance of SQL Server that is running in the disaster recovery site. / A hardware load-balancer is configured to balance traffic between PROD-WEB-01 and PRODWEB-02. Both are running SQL Server 2012./ The SharePoint 2013 Disaster Recovery farm topology consists of the servers listed in the following table.

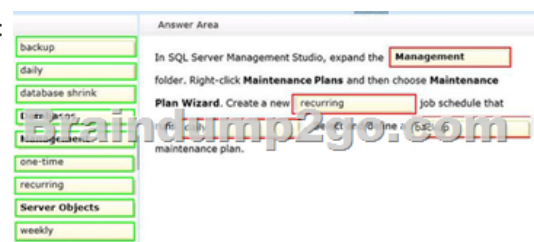
Server Name	Role
DR-APP-01	SharePoint / application server
DR-WEB-01	SharePoint front-end web server
DR-DB-01	SQL Server 2012, Enterprise Edition

/ Log shipping must be used to send transaction log backups to the instance of SQL Server that is running in the disaster recovery site.* SQL Server Log shipping allows you to automatically send transaction log backups from a primary database on a primary serverinstance to one or more secondary databases on separate secondary server instances. The transaction log backups are applied to each of the secondary databases individually.* Terms and Definitions/ primary serverThe instance of SQL Server that is your production server./ primary databaseThe database on the primary server that you want to back up to another server. All administration of the log shipping configuration through SQL Server Management Studio is performed from the primary database./ secondary server The instance of SQL Server where you want to keep a warm standby copy of your primary database./ secondary database The warm standby copy of the primary database. The secondary database may be in either the RECOVERING state or the STANDBY state, which leaves the database available for limited read-only access. QUESTION 87You need to meet the technical requirements for failover. What should you do? A. Configure log shipping between PROD-DB-01 and PROD-DB-02.B. Configure an AlwaysOn availability group between PROD-DB-01 and PROD-DB-02.C. Configure database mirroring with an additional witness server between PROD-DB-01 and PROD- DB-02.D. Configure an active/passive failover cluster between

PROD-DB-01 and PROD-DB-02. Answer: B QUESTION 88 You need to implement a Reporting Services solution. What should you do? A. Use Reporting Services Configuration Manager to add an additional report server to PROD-APP-02. B. Install Microsoft SQL Server 2012 Reporting Services on PROD-APP-02 in SharePoint integrated mode. On the SQL Server Feature Selection page, select Reporting Services add-in for SharePoint products. C. Install Microsoft SQL Server 2012 Reporting Services on PROD-APP-02 in SharePoint integrated mode. On the SQL Server Feature Selection page, select Reporting Services - SharePoint. D. Uninstall Microsoft SQL Server 2012 Reporting Services on PROD-APP-01. Install Reporting Services on PROD-WEB-01 and PROD-WEB-02. Add the report server URL to the load-balance pool. Answer: C QUESTION 89 You need to meet the security requirement for site collection upgrades. Which two Windows PowerShell cmdlets should you perform? (Each correct answer presents part of the solution. Choose two.) A. \$reports.AllowSelfServiceUpgrade = false B. \$reports = Get-SPSite "<http://reports.wideworldimporters.com>" C. \$reports.AllowSelfServiceUpgrade D. \$reports = Get-SPWebApplication "<http://reports.wideworldimporters.com>" E. \$reports.AllowSelfServiceUpgrade = true Answer: AB Explanation: * At the Windows PowerShell command prompt, type the following command to view the self-service upgrade setting for a site collection: \$site=Get-SPSite <URL>\$site.AllowSelfServiceUpgrade=<Value> Where: <URL> is URL for the site collection that you want to affect. <Value> is either 'true' to allow site collection administrators to upgrade the site, or 'false' to not show them the notification and not allow them to upgrade. * Get-SPSite Returns all site collections that match the specified criteria. Note: * From scenario: / A site collection named Report Center has been created at <http://reports.wideworldimporters.com>. / Site Collection administrators must not have the ability to upgrade site collections. / Site Collection upgrade jobs must be throttled to a maximum of five site collections at a time. Incorrect: D: Get-SPWebApplication Returns all Web applications that match the given criteria. The Get-SPWebApplication cmdlet returns all Web applications that match the scope given by the Identity parameter. The Identity can be the name of the name, URL, or GUID of the Web application. If no Identity is specified, all Web applications are returned. The Central Administration Web application is only returned if its exact identity is provided or the IncludeCentralAdministration flag is provided. Reference: Manage site collection upgrades to SharePoint 2013 QUESTION 90 Drag and Drop Question You need to meet the database backup requirements. What should you do? (To answer, drag the appropriate terms to the correct location or locations in the answer area. Each term may be used once, more than once, or not at all. You may need to drag the split bar between panes or scroll to view content.)



Answer:



Explanation: Box 1: Management Box 2: recurring Box 3: daily Box 4: backup Note: * From scenario: / A daily backup schedule must be created to perform SQL Server backups of all SharePoint content and configuration databases. * To start the Maintenance Plan Wizard 1. Expand the server. 2. Expand the Management folder. 3. Right-click Maintenance Plans and select Maintenance Plan Wizard. This launches the wizard and you can now step through and create a plan customized to meet your maintenance requirements. * Right click on node Maintenance Plans and Click "Maintenance Plan Wizard" Click next to the wizard description, in the 'select plan properties' click on 'Change' Select schedule type as 'recurring' and configure your schedule for backup, for example select frequency as 'daily' for daily backups. RECOMMEND- 100% Exam Pass! 100% Real Exam Questions! 1. | Braindump2go 2016/08 Latest 70-332 PDF & 70-332 VCE 180Q&As Instant Download: <http://www.braindump2go.com/70-332.html> 2. | Braindump2go 2016/08 New 70-332 Exam Questions: <https://drive.google.com/folderview?id=0B75b5xYLjSSNfmlQaFozc3hkdGdubXBPa2dvcmljbEJQMVoVzQ4cThIbWJUOVNNeE5Qjg&usp=sharing>